

Data Processing Tools Installation

*Septin Mulatsih Rezki
Hanif Arafah Mustofa
Kiki Nur Putra*



Preparation

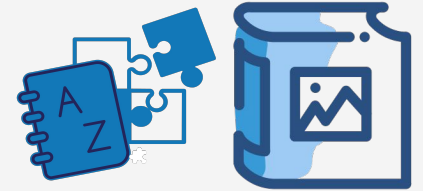
Database Management



Data Processing



Gazetteer Creation





PostgreSQL Download

The screenshot shows the PostgreSQL website's download page. At the top, there is a navigation bar with links for Home, About, Download, Documentation, Community, Developers, Support, Donate, and Your account. A search bar is located on the right. A blue banner below the navigation bar announces '25th May 2023: PostgreSQL 16 Beta 1 Released!'. The main content area is divided into sections: 'Quick Links' with a list of links (Downloads, Packages, Source, Software Catalogue, File Browser); 'Downloads' with a sub-section 'PostgreSQL Downloads' and a paragraph stating 'PostgreSQL is available for download as ready-to-use packages or installers for various platforms, as well as a source code archive if you want to build it yourself.'; 'Packages and Installers' with a heading 'Select your operating system family:' and five buttons for Linux, macOS, Windows, BSD, and Solaris, all of which are highlighted with a red border; 'Source code' with a paragraph about finding source code in the file browser or git repository; 'Beta/RC Releases and development snapshots (unstable)' with a paragraph about testing purposes; and '3rd party distributions' and 'Ready to run stacks'.



<https://www.postgresql.org/download>





PostgreSQL Download

25th May 2023: PostgreSQL 16 Beta 1 Released!

Quick Links

- Downloads
 - Packages
 - Source
- Software Catalogue
- File Browser

Windows installers

Interactive installer by EDB

Download the installer certified by EDB for all supported PostgreSQL versions.

Note! This installer is hosted by EDB and not on the PostgreSQL community servers. If you have issues with the website it's hosted on, please contact webmaster@enterprisedb.com.

This installer includes the PostgreSQL server, pgAdmin; a graphical tool for managing and developing your databases, and StackBuilder; a package manager that can be used to download and install additional PostgreSQL tools and drivers. Stackbuilder includes management, integration, migration, replication, geospatial, connectors and other tools.

This installer can run in graphical or silent install modes.

The installer is designed to be a straightforward, fast way to get up and running with PostgreSQL on Windows.

Advanced users can also download a **zip archive** of the binaries, without the installer. This download is intended for users who wish to include PostgreSQL as part of another application installer.

Platform support

The installers are tested by EDB on the following platforms. They can generally be expected to run on other comparable versions, for example, desktop releases of Windows:

PostgreSQL Version	64 Bit Windows Platforms	32 Bit Windows Platforms
15	2019, 2016	
14	2019, 2016	
13	2019, 2016	
12	2019, 2016, 2012 R2	
11	2019, 2016, 2012 R2	
10	2016, 2012 R2 & R1, 7, 8, 10	2008 R1, 7, 8, 10





PostGIS Download

Index of /postgis/windows/

File Name	File Size	Date
Parent directory/	-	-
extras/	-	2014-Jan-16 05:49
pg10/	-	2022-Aug-21 03:35
pg11/	-	2023-Jun-02 15:53
pg12/	-	2023-Jun-02 05:54
pg13/	-	2023-Jun-02 04:45
pg14/	-	2023-Jun-02 04:44
pg15/	-	2023-Jun-02 04:43
pg80/	-	2012-Oct-31 17:38
pg81/	-	2012-Oct-31 18:15
pg82/	-	2012-Oct-31 18:13
pg83/	-	2012-Oct-31 18:18
pg84/	-	2013-Mar-16 05:00
pg80/	-	2013-Sep-08 15:57
pg91/	-	2014-May-18 19:15
pg92/	-	2015-Aug-16 04:28
pg93/	-	2016-Oct-16 06:38
pg94/	-	2018-Dec-10 00:02
pg95/	-	2018-Dec-09 01:17
pg96/	-	2022-Aug-21 03:34
source/	-	2022-Nov-22 02:47

Index of /postgis/windows/pg15/

File Name	File Size	Date
Parent directory/	-	-
archive/	-	2023-Jun-02 04:41
postgis-bundle-pg15-3.3.3x64.zip	130.5 MIB	2023-Jun-01 18:53
postgis-bundle-pg15-3.3.3x64.zip.md5	67 B	2023-Jun-02 02:32
postgis-bundle-pg15x64-setup-3.3.3-1.exe	115.2 MIB	2023-Jun-02 02:58
postgis-bundle-pg15x64-setup-3.3.3-1.exe.md5	75 B	2023-Jun-02 02:59



<https://download.osgeo.org/postgis/windows/>

Stack Builder 4.2.0

Welcome to Stack Builder!

This wizard will help you install additional software to complement your PostgreSQL or EnterpriseDB Postgres Plus installation.

To begin, please select the installation you are installing software for from the list below. Your computer must be connected to the Internet before proceeding.

PostgreSQL 12 (x64) on port 5435

Proxy servers

< Back Next > Cancel

Stack Builder 4.2.0

Please select the applications you would like to install.

- Categories
 - Add-ons, tools and utilities
 - Database Drivers
 - Database Server
 - Registration-required and trial products
 - Replication Solutions
 - Spatial Extensions
 - PostGIS 3.0 Bundle for PostgreSQL 12 (64 bit) v3.0.3 (v3.0.0 installed)
 - PostGIS 3.2 Bundle for PostgreSQL 12 (64 bit) v3.2.3 (v3.0.0 installed)
 - PostGIS 3.3 Bundle for PostgreSQL 12 (64 bit) v3.3.2 (v3.0.0 installed)
 - PostGIS 3.3 Bundle for PostgreSQL 12 (64 bit) v3.3.3 (v3.0.0 installed)
 - Web Development

PostGIS 3.3.3 bundle includes PostGIS 3.3.3 w GDAL 3.6.4 (SQLite 3.30.1, OpenJPEG 2.4.0, Expat 2.4.8, FreeXL 1.0.6) , GEOS 3.11.2, Proj 8.2.1, pgRouting 3.5.0, osm2pgrouting 2.3.8, ogr_fdw 1.1.3 spatial foreign data

< Back Next > Cancel





PostgreSQL Installation

← → ↻ enterprisedb.com/downloads/postgres-postgresql-downloads

EDB Upcoming Webinar: Database Downtime: The Major Ways Your Database is Hurting Your Brand and Customer Experience • Register Now

Solutions Plans & Software Services & Support Resources Company Partners

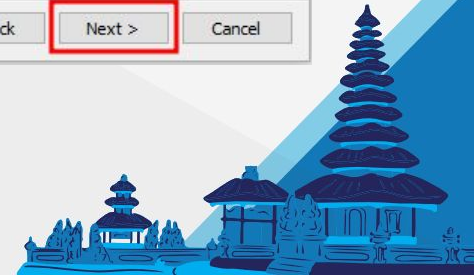
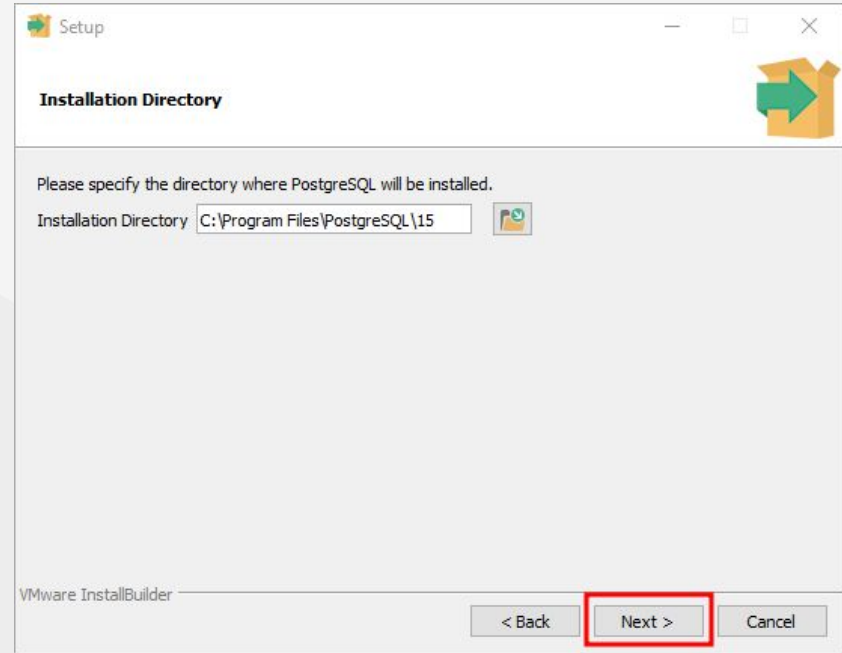

Download PostgreSQL

Open source PostgreSQL packages and installers from EDB

PostgreSQL Version	Linux x86-64	Linux x86-32	Mac OS X	Windows x86-64	Windows x86-32
15.3	postgresql.org	postgresql.org			Not supported
14.8	postgresql.org	postgresql.org			Not supported
13.11	postgresql.org	postgresql.org			Not supported
12.15	postgresql.org	postgresql.org			Not supported
11.20	postgresql.org	postgresql.org			Not supported
10.23*					
9.6.24*					

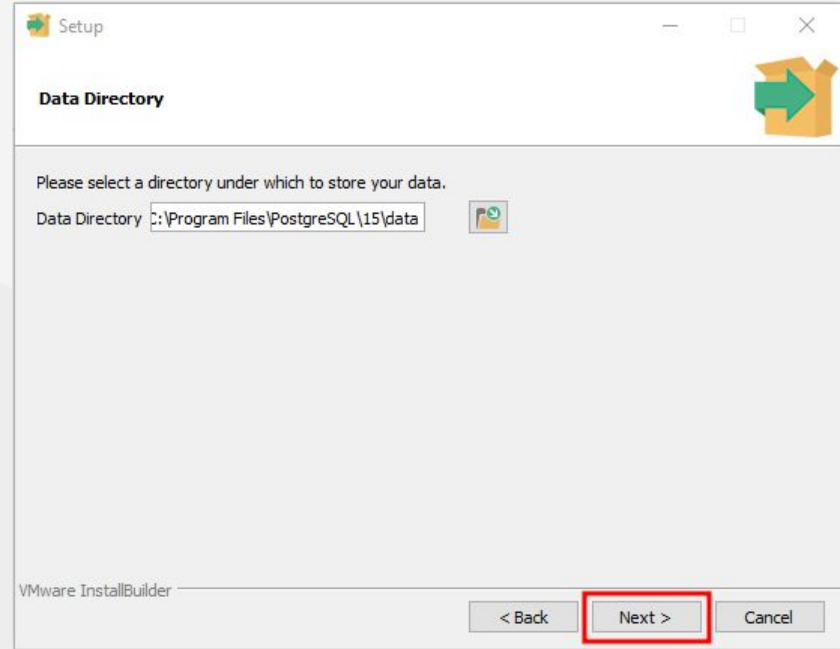
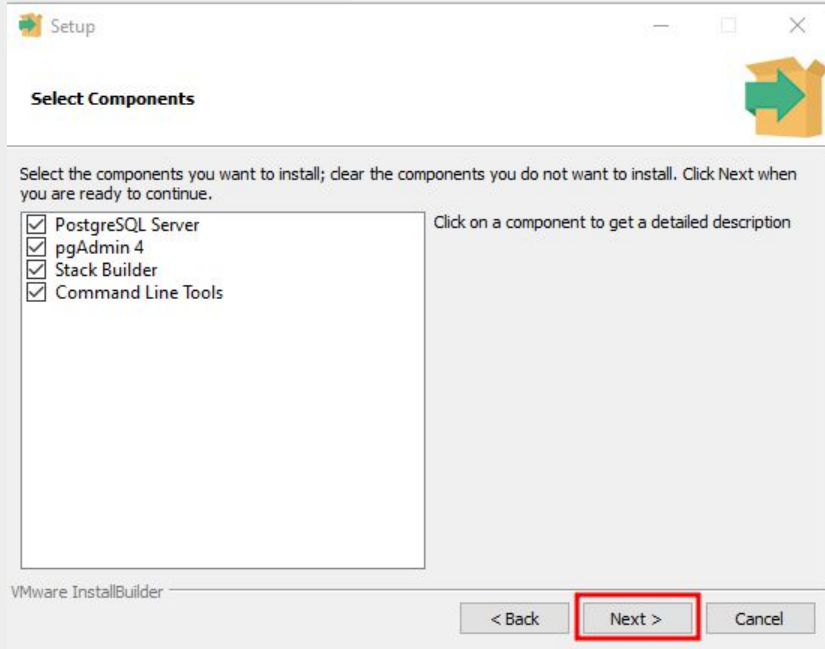


PostgreSQL Installation





PostgreSQL Installation





PostgreSQL Installation

Setup

Password

Please provide a password for the database superuser (postgres).

Password

Retype password

VMware InstallBuilder

< Back **Next >** Cancel

Setup

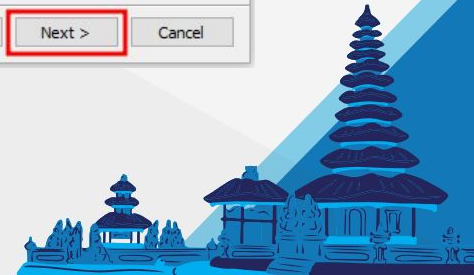
Port

Please select the port number the server should listen on.

Port


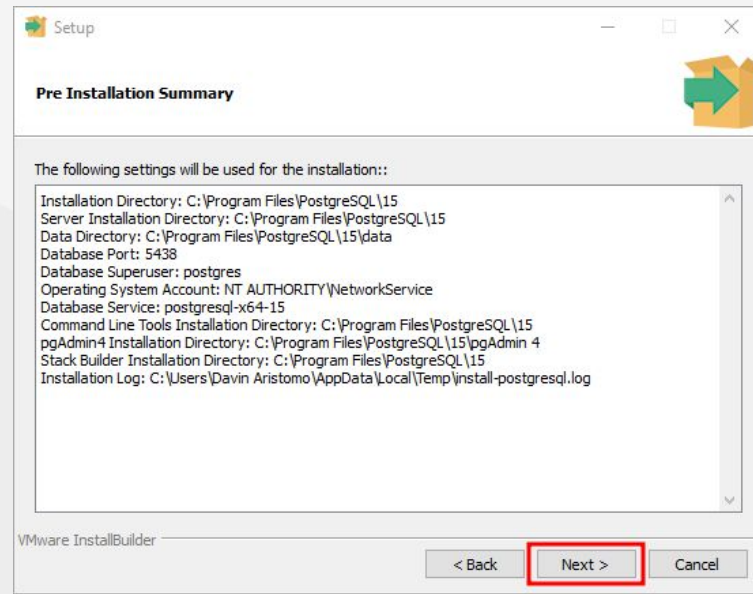
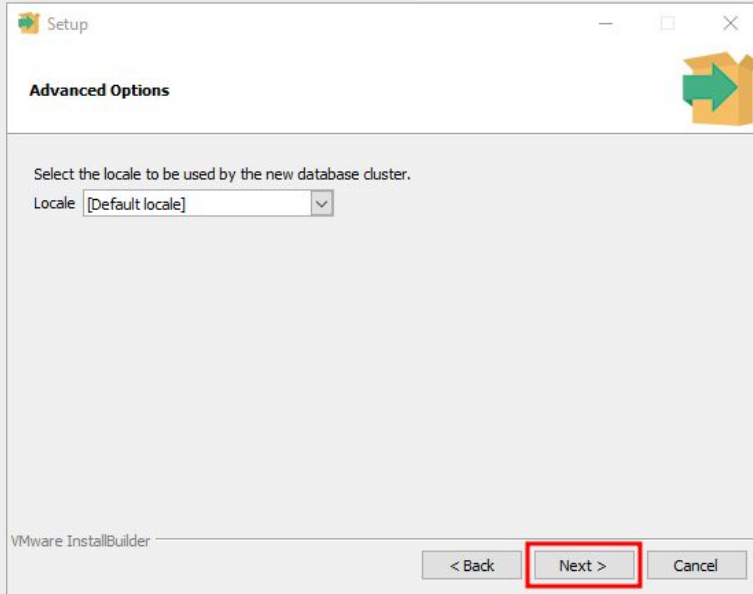
VMware InstallBuilder

< Back **Next >** Cancel



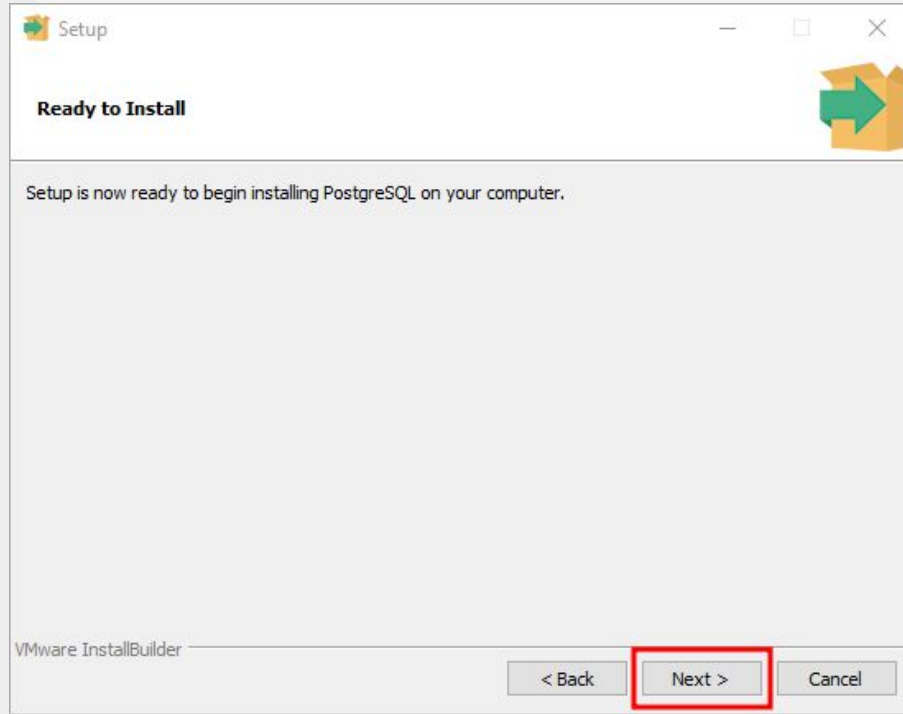


PostgreSQL Installation





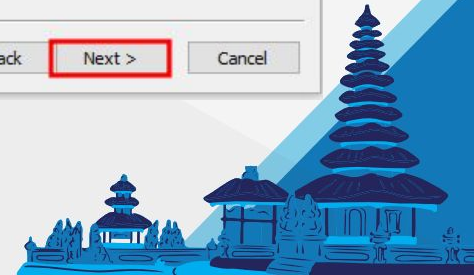
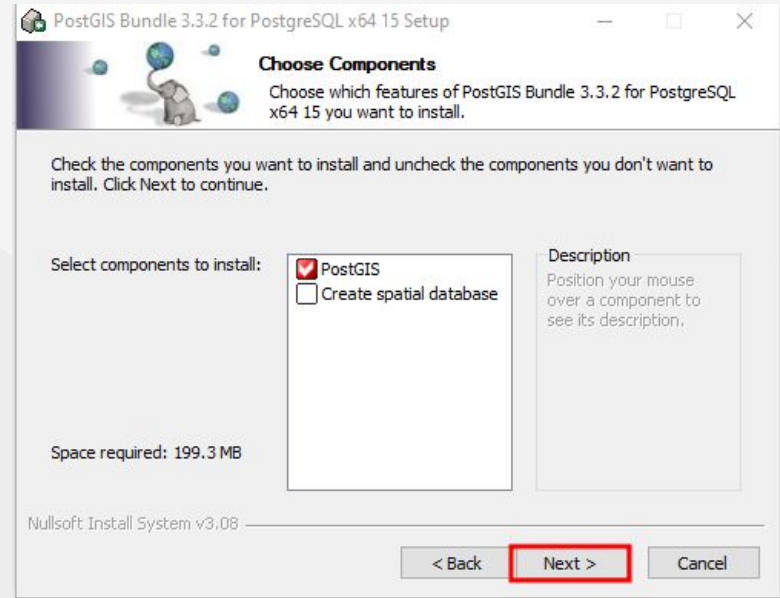
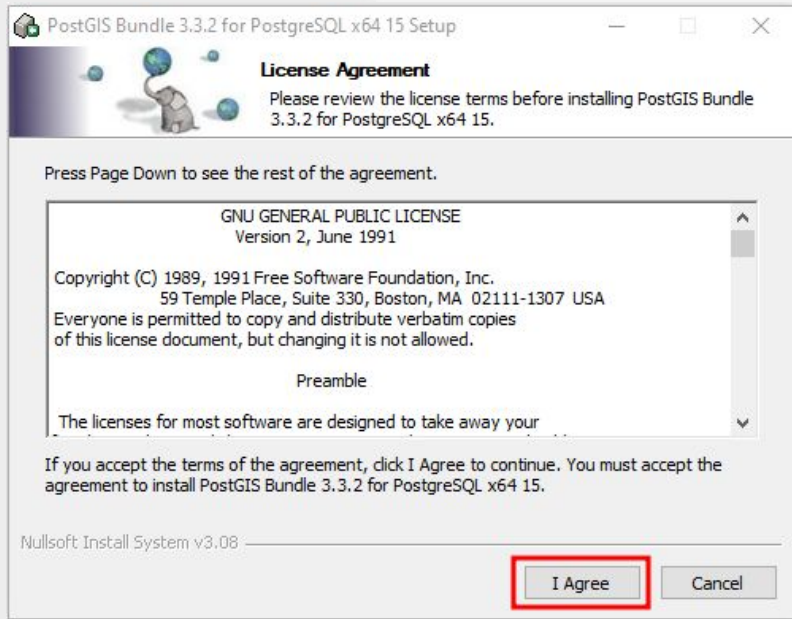
PostgreSQL Installation





PostGIS Installation

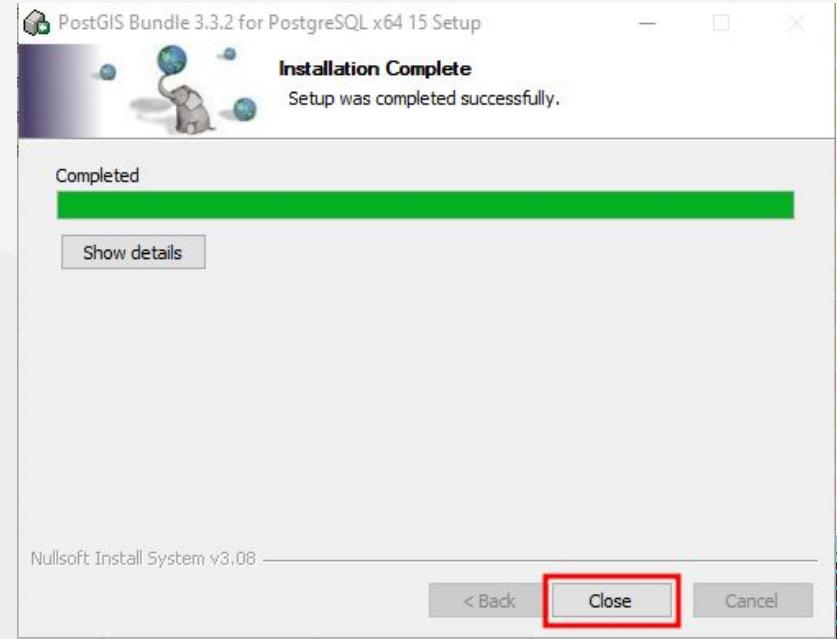
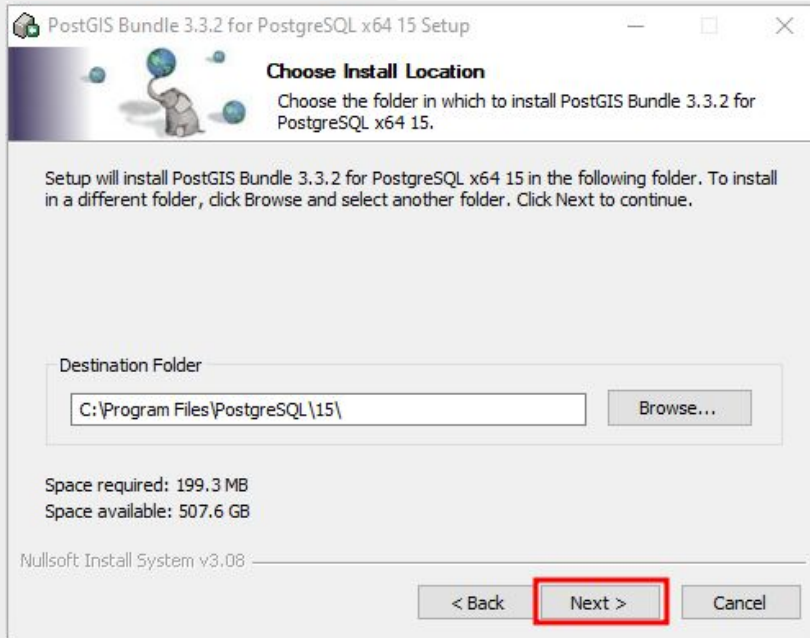
File installer





PostGIS Installation

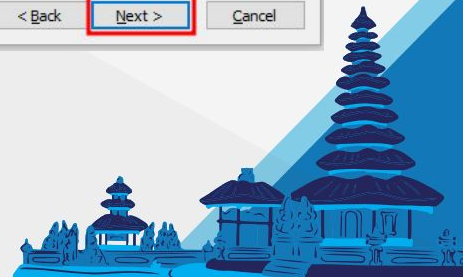
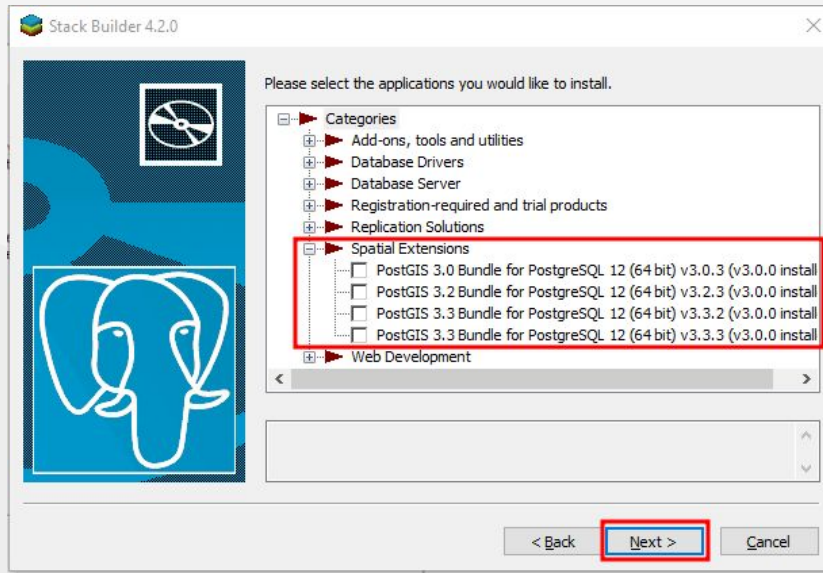
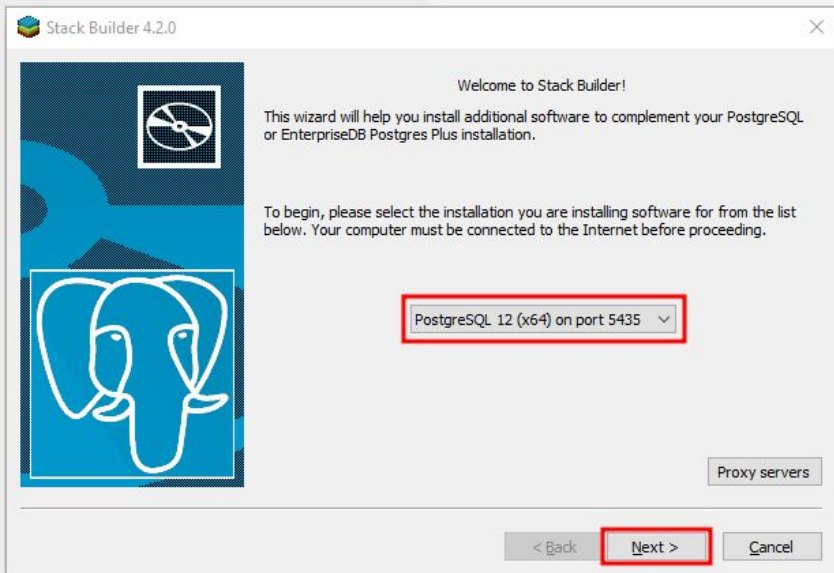
File installer





PostGIS Installation

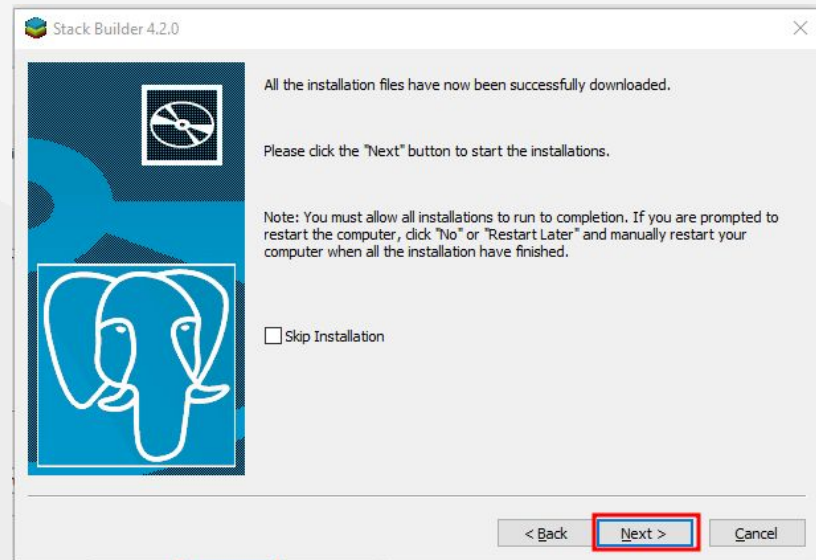
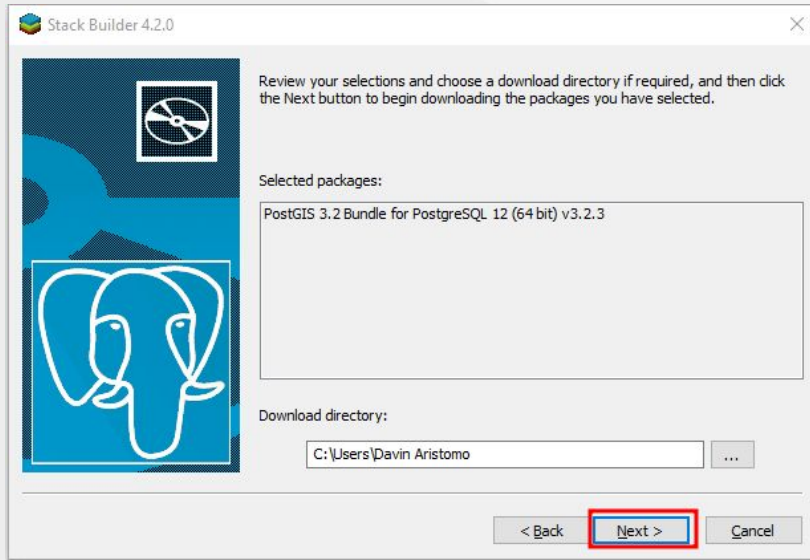
Stack Builder





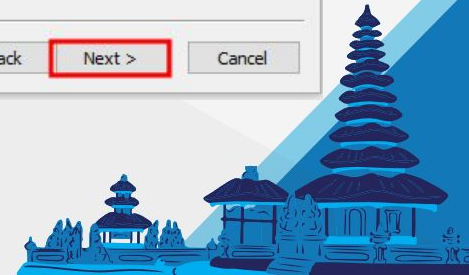
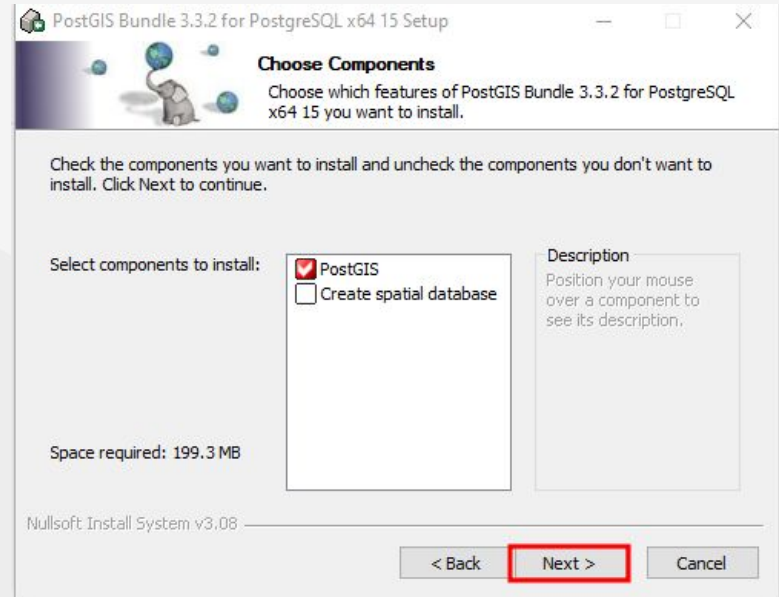
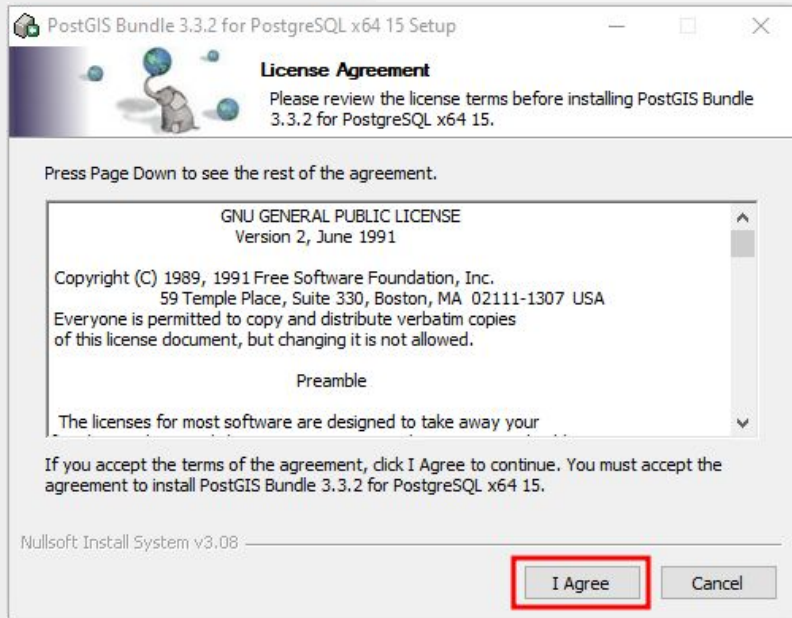
PostGIS Installation

Stack Builder

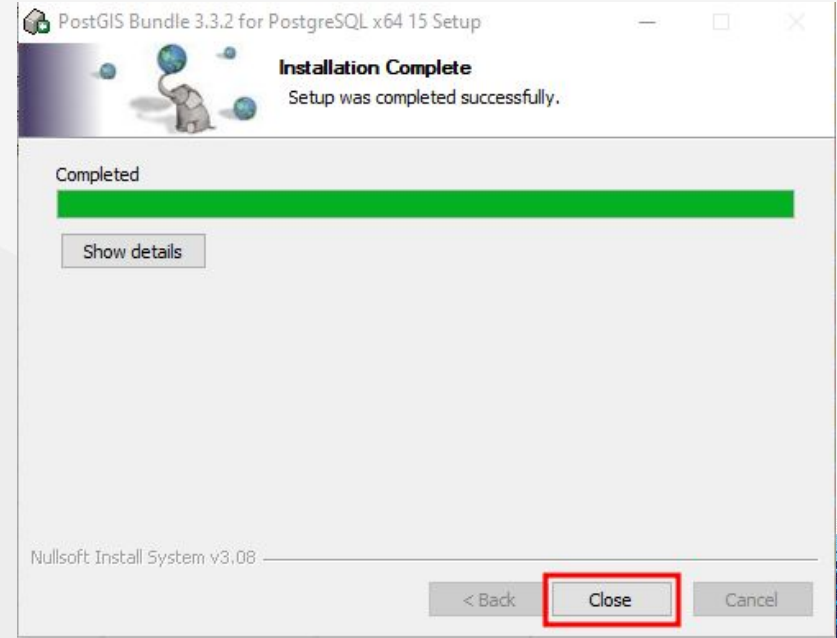
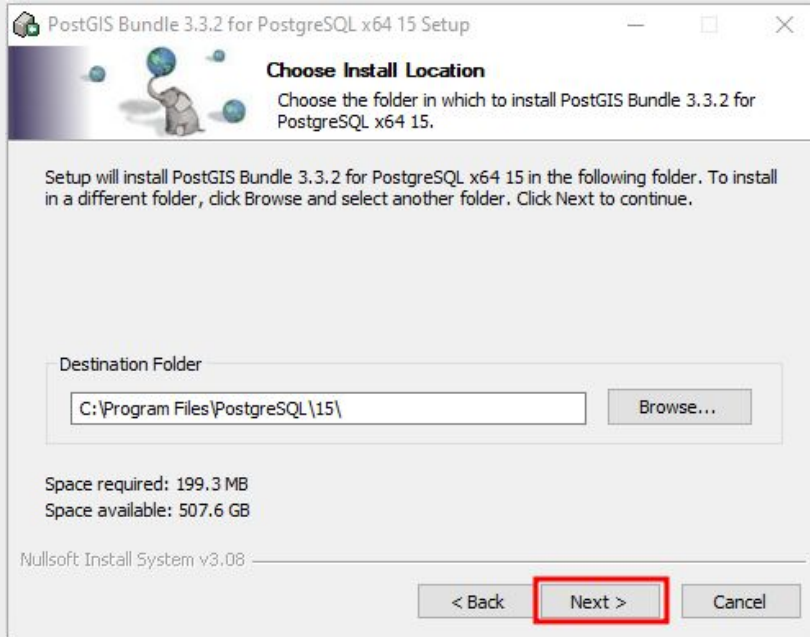




PostGIS Installation Stack Builder

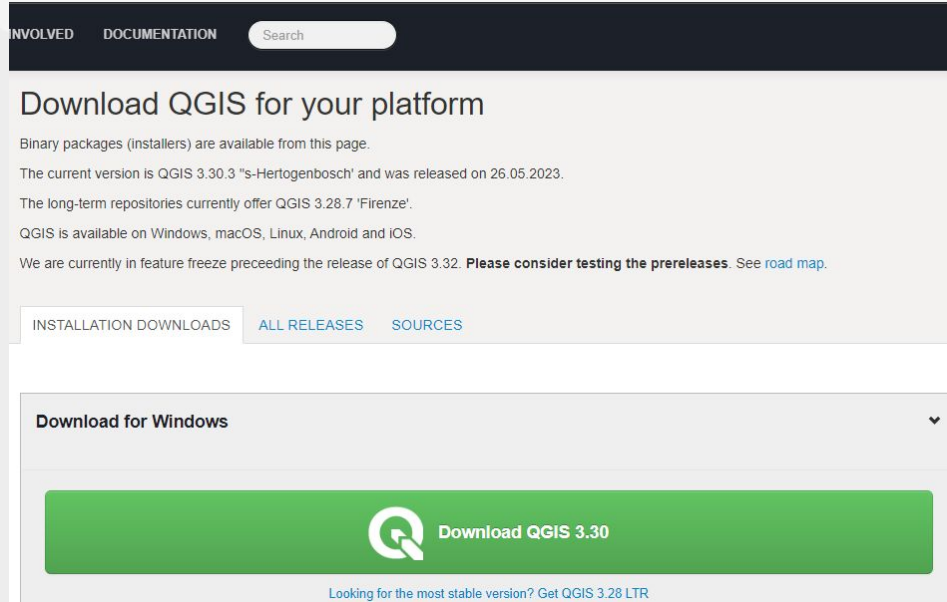


PostGIS Installation Stack Builder





Download QGIS



The screenshot shows the QGIS website's download page. At the top, there is a dark navigation bar with 'INVOLVED' and 'DOCUMENTATION' links, and a search box. Below this, the main heading is 'Download QGIS for your platform'. The text explains that binary packages (installers) are available from this page, with the current version being QGIS 3.30.3 's-Hertogenbosch' released on 26.05.2023. It also mentions that long-term repositories offer QGIS 3.28.7 'Firenze'. The page notes that QGIS is available on Windows, macOS, Linux, Android, and iOS, and is currently in a feature freeze preceding the release of QGIS 3.32, advising users to consider testing pre-releases. Below the text are three tabs: 'INSTALLATION DOWNLOADS' (selected), 'ALL RELEASES', and 'SOURCES'. Under the 'INSTALLATION DOWNLOADS' tab, there is a section titled 'Download for Windows' with a dropdown arrow. A large green button with the QGIS logo and the text 'Download QGIS 3.30' is prominently displayed. Below the button, a link reads 'Looking for the most stable version? Get QGIS 3.28 LTR'.

<https://qgis.org/en/site/forusers/download.html>



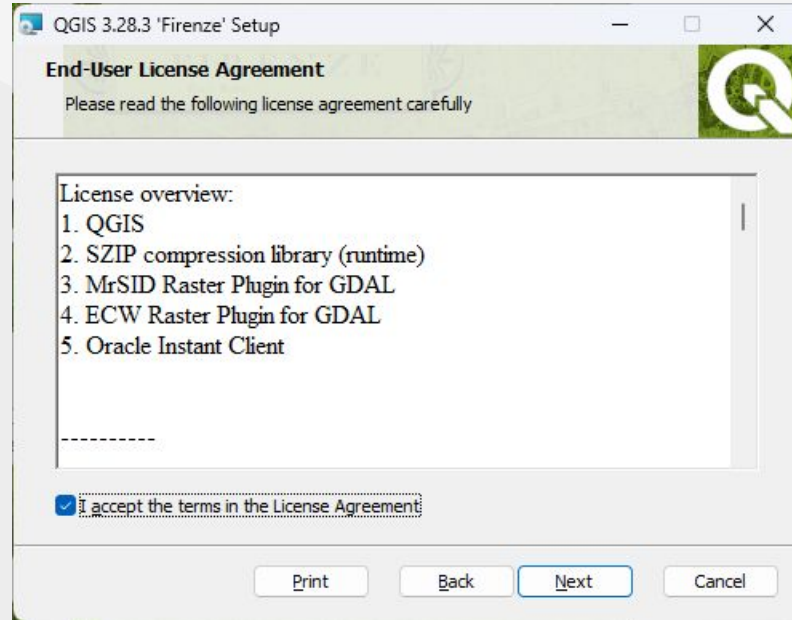


QGIS Installation - Welcome



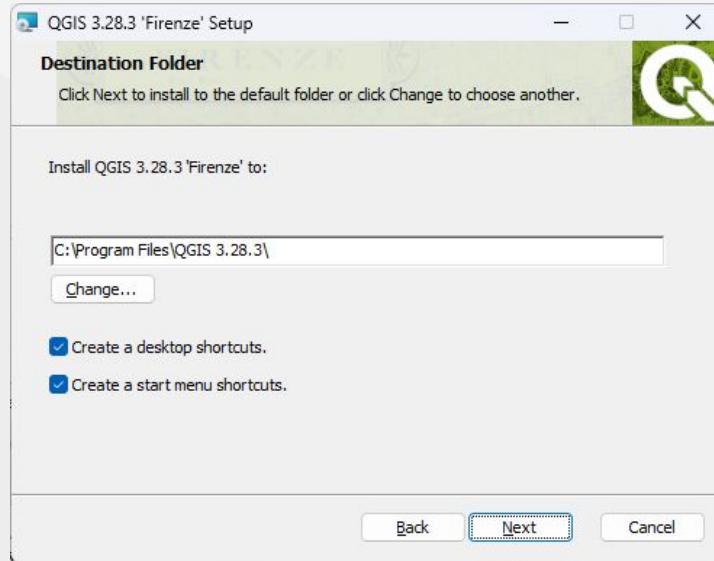


QGIS Installation - License Agreement

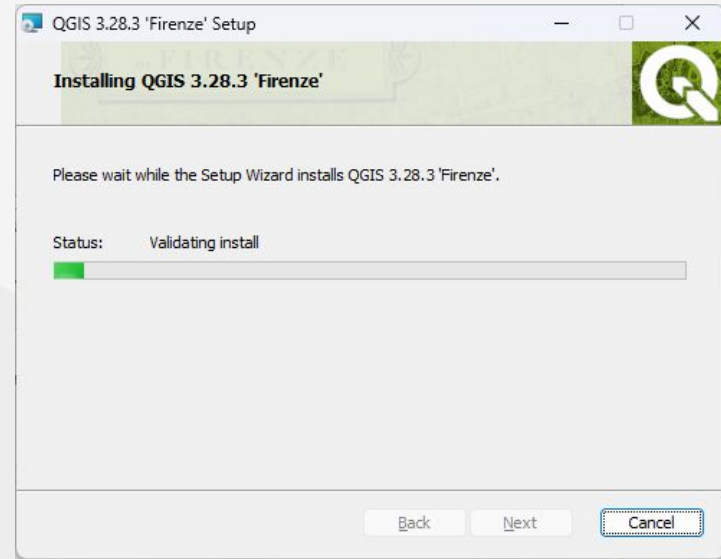
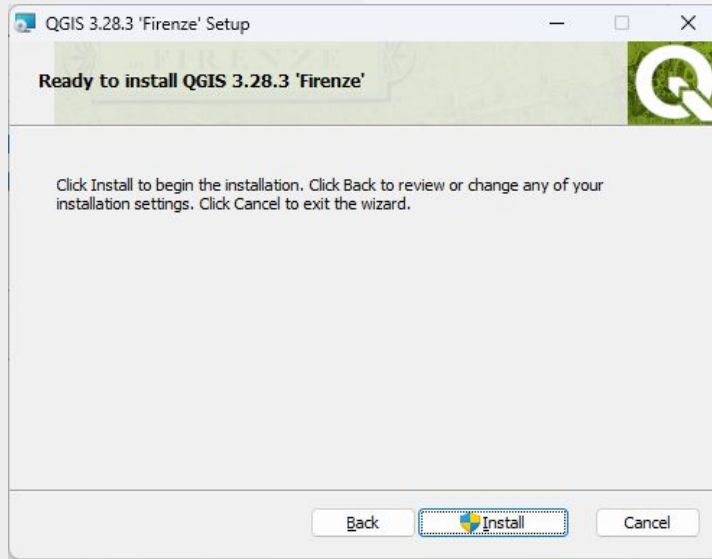




QGIS Installation - Folder Path



QGIS Installation - On Progress



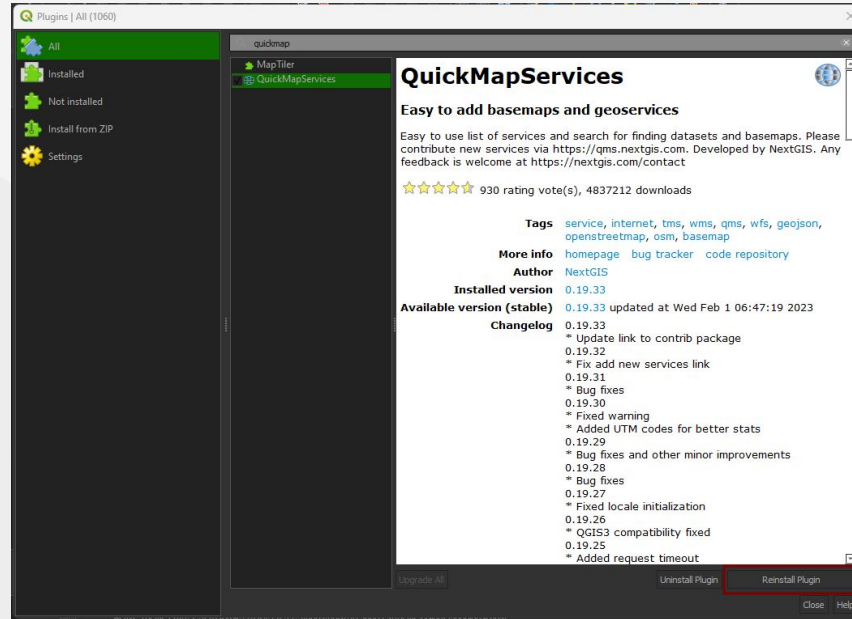
QGIS Installation - Finish





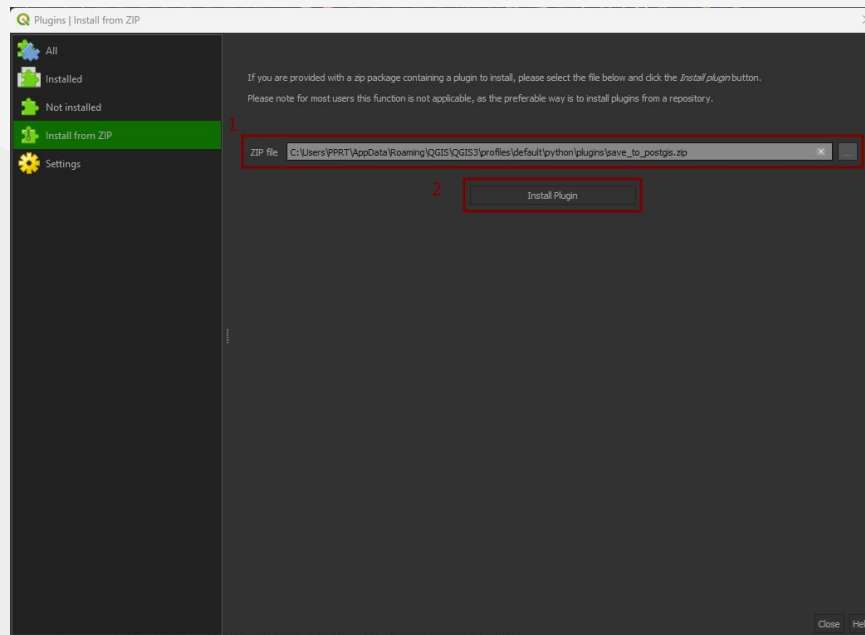
QMS Plugin Installation

Plugins → Manage and Install Plugins



Save to PostGIS Plugin Installation

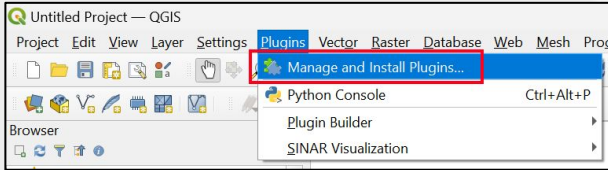

Plugins → Manage and Install Plugins



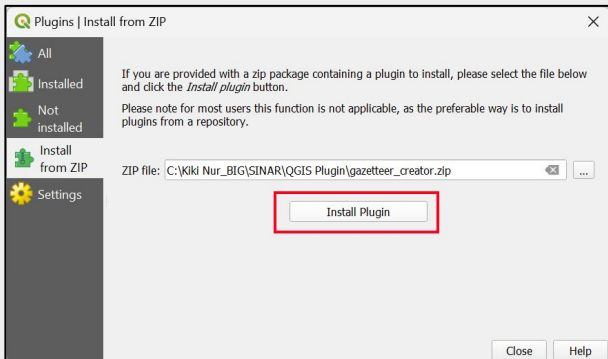
Installation QGIS



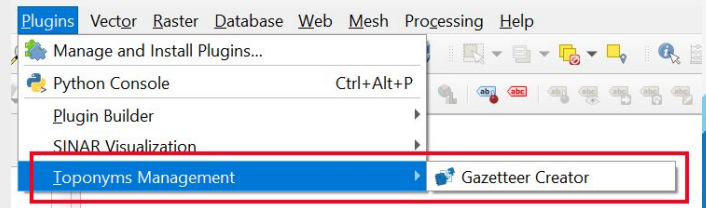
1. Download from toponim.id/2023/modules
2. Open QGIS, then select **Manage and Install Plugins**



3. Select Install from ZIP, then browse the zip file, select Install Plugin. ***make sure you have internet connection for the first**



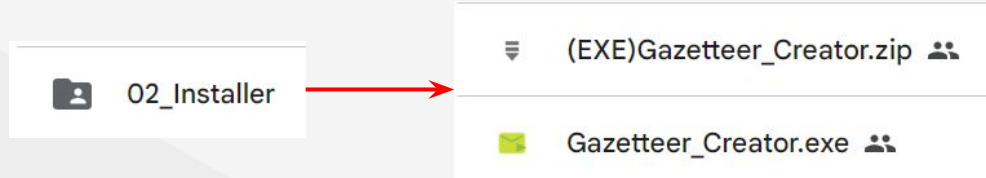
Result:



Installation



Gazetteer_Creator.exe



1. Download from toponim.id/2023/modules
2. No installation process is required, it can be directly run on the computer.
***recommended Windows 10 or later**

